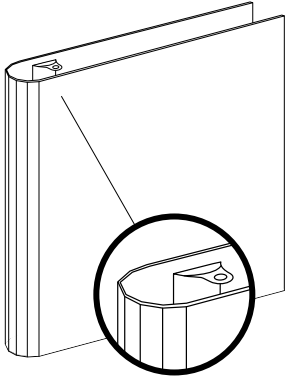
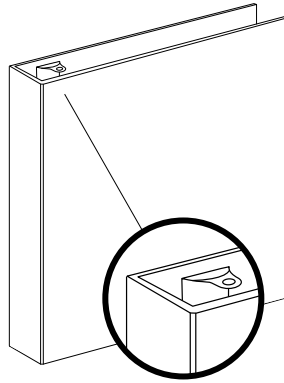




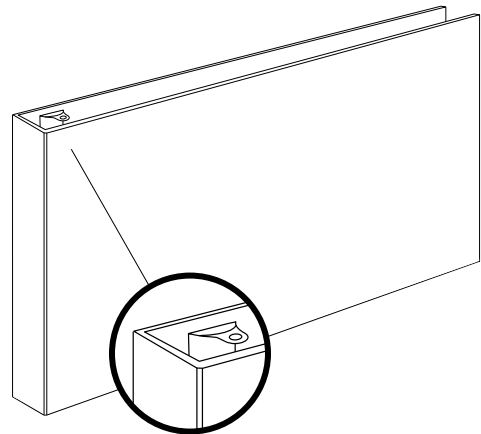
Binder Types



Round-Spine for 8½"x11"



Flat-Spine for 8½"x11"



Flat-Spine for 11"x17"

Ring Types

Our signature binders carry standard 3-RING MATTE BLACK ring systems supported with BOOSTERS.



Round Ring Capacity

(20lb laser sheet)

Ring Size

(inside diameter)

½" ring	80 Sheets
¾" ring	120 Sheets
1" ring	150 Sheets
1½" ring	240 Sheets
2" ring	350 Sheets
3" ring	550 Sheets



D-Ring Capacity

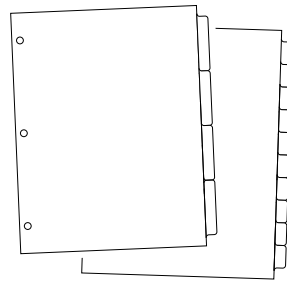
(20lb laser sheet)

N/A	
150 Sheets	
200 Sheets	
300 Sheets	
430 Sheets	
620 Sheets	

Optional customized accessories


Tabs

Our TAB DIVIDERS with ½" tab extensions can be offset printed to color match your binder.




Insert Sleeves

Our CLEAR insert sleeves are designed to accommodate LETTER and TABLOID size sheets.



Binder Deboss



Deboss Your Logo

Have your high-resolution logo applied as a 1-level blind deboss.

Box Imprint

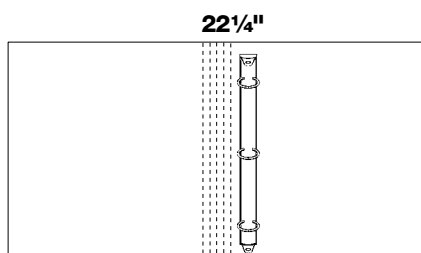


Our signature boxes are made of translucent polypropylene with a frosted glass feel.

Imprint Your Logo

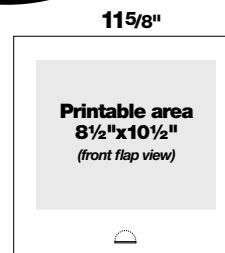
Have your high-resolution logo applied as a 1-color imprint.

Binder & Box Dimensions



11½"

Open dimensions of standard size ½" ring binders are 22¼"W x 11½"L.



Printable area
8½"x10½"
(front flap view)

11

Box dimensions to fit standard size ½" ring binders are 11⅝"W x 11"L x 1¼"H.